

ELISA Curve Fitting Software

The Biorex Food Diagnostics ELISA Curve Fitting Software calculates the ELISA concentrations and absorbance results from standards and unknown samples, is provided on a portable USB flash drive and uses a Microsoft Excel template for calculating the data.

Benefits



Cost effective solution- 90% lower purchase cost in comparison to other branded software



Easy to use plate layout



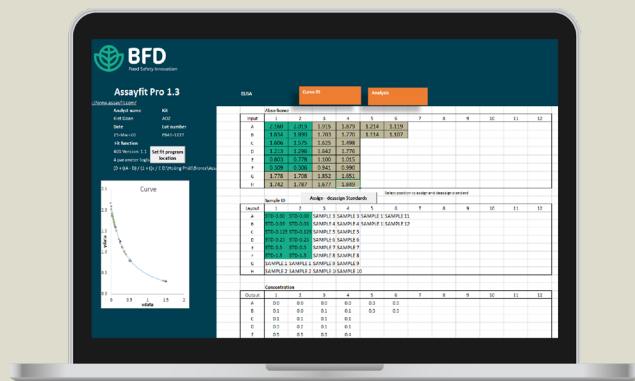
Delivers accurate, reliable results



Users can obtain results in seconds

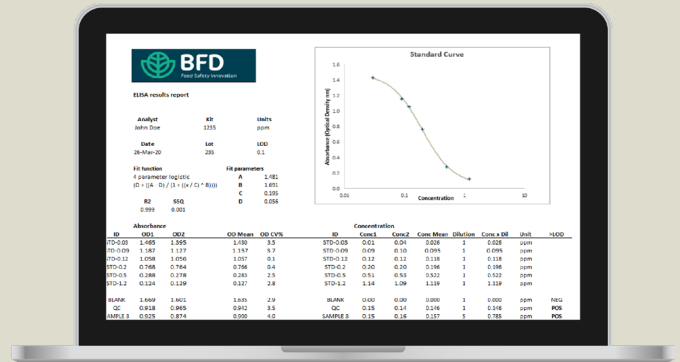
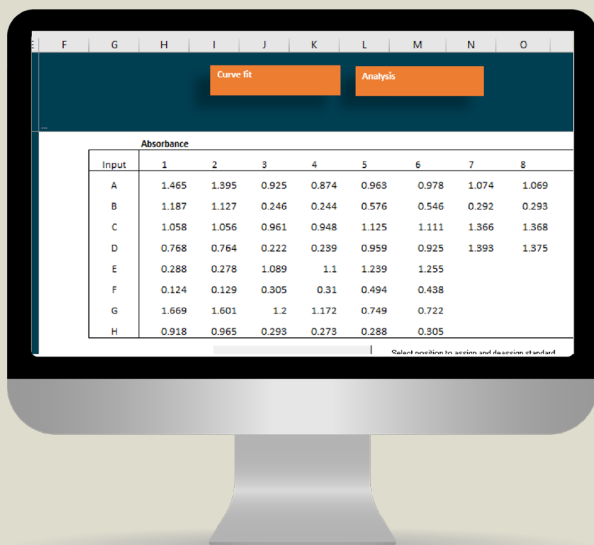


Simple copy/paste functionality



BFD

Food Safety Innovation



Features

- Dedicated specific 4 parameter curve fit software
- Limit of Detection functionality automatically determines negative/positive samples
- Calculates the precision of replicates
- Workflow calculation sheets can be completed in advance
- Results export and are easily stored in company LIMS
- Does not require internet access (after setup is complete)
- Simple copy/paste functionality
- R2 Calculation

Contact sales@biorexfooddiagnostics.com to receive a Special Introductory Offer